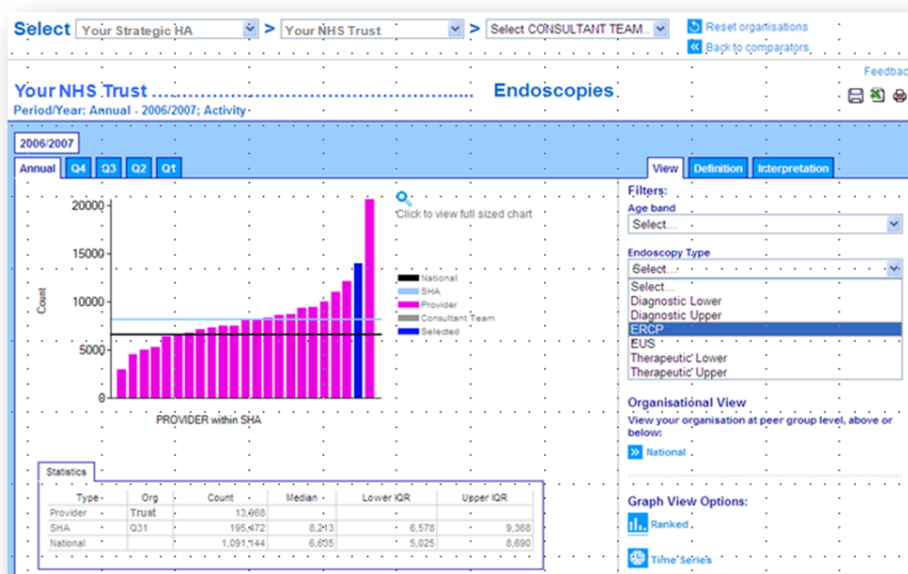


Clinical Comparators: A Guide

By Physicians For Physicians

A Pilot Website for Gastroenterologists in England



Contents Page

Aims of the project p1

A new approach to NHS data – Analysis by physicians for physicians

Access to the Clinical Comparators website p2

Frequently Asked Questions

Content of the website p3

Overview of information contained in the current release

Your feedback p4


How to provide feedback on the content of the site

Example Screenshots p5

A preview of some of the content of the site

Introduction

The information available on 'Clinical Comparators' has been produced by the **Aintree Health Outcomes Partnership (AHOP)** based at the **University of Liverpool**, in partnership with the **NHS Information Centre (IC)**. AHOP and the IC has been supported by a specialist gastroenterology steering group made up of advisers from the **British Society of Gastroenterology**, patient groups, commissioners, public health and bioinformatics. During the pilot phase, the website is accessible to consultant gastroenterologists in England.



Aims of the project

The aims of the project are to:

- Provide information to front line gastroenterologists in England about the clinical activity data captured in **Hospital Episode Statistics (HES)** and to stimulate **feedback** on the data they have received. This should drive improvements in **data quality** and **coding practice** and provide a better understanding of the current applications and future potential of the dataset.
- Analyse the data in a **clinically meaningful** way. The project is intended to be specialty-driven – **'by physicians for physicians'**. The goal of the pilot phase is to engage with specialists around the country and to use the feedback received to identify the strengths and limitations of the baseline analyses. Over time the content of the site will evolve from basic measures of **activity** (eg. endoscopy volume) and **care process** (eg. length of stay) to more sophisticated **indicators** which focus on disease areas where HES-based analysis proves reliable and has gained specialist approval.
- Ultimately to improve patient care by exploring the opportunities for providing front line clinicians with information that may be useful in reviewing, undertaking, managing and organising clinical services.

Contacts

The website provides a facility for feeding back comments or queries about the data. For enquiries regarding access to the site, refer to page 2. For other queries, please contact AHOP at cmgpce1@liverpool.ac.uk

Access to the Clinical Comparators website

Who can gain access to the Clinical Comparators website?

During the pilot phase, the site is accessible to all **Consultant Gastroenterologists in England**.

Is it possible to log onto the site from any computer?

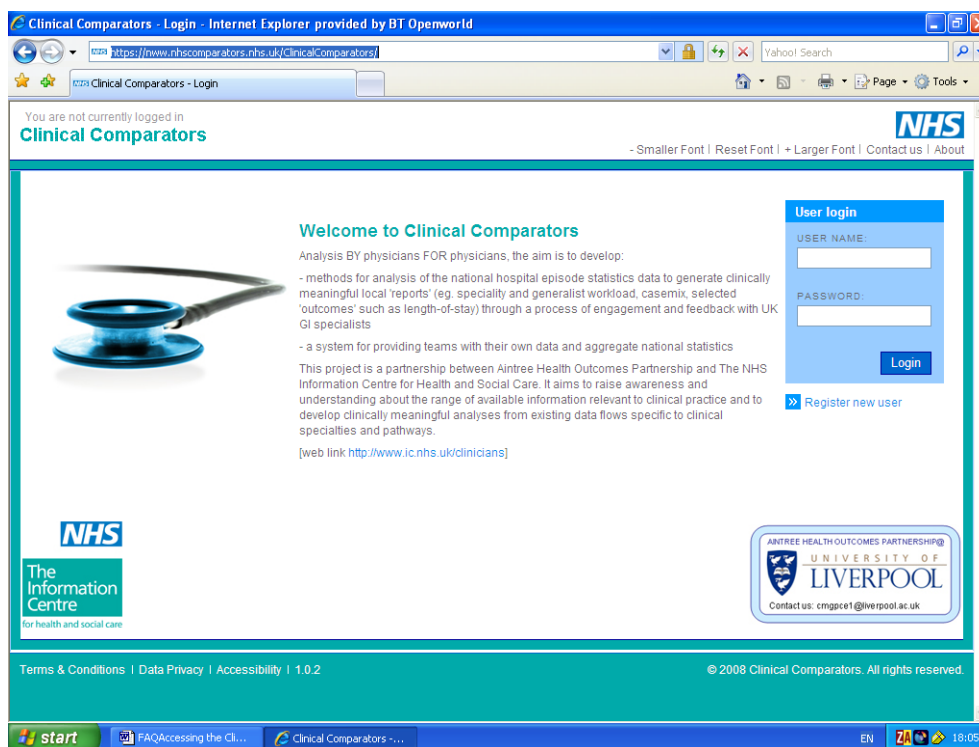
No. As a security feature, access is restricted to computers on the NHS 'N3' network. This means you need to access the site from a **hospital computer** which is networked to the main NHS network. This means that access from home using a personal PC is not possible. If you are having difficulties, please contact the IC helpdesk on 0845 300 6016 or by e-mail at: enquiries@ic.nhs.uk

How do I get a username and password?

When the pilot site was launched, an e-mail containing log-in instructions was sent out to all those gastroenterologists listed on the BSG database or NHS staff record. It is known that this list does not cover all eligible doctors. If you did not receive an e-mail, or have deleted the original and require a reminder, please simply send an e-mail (Subject: 'Clinical Comparators') to the Information Centre with details of your **name, hospital address and GMC number** (the GMC number is the 'identifier' used to validate your account on the system) at the following e-mail address: enquiries@ic.nhs.uk

What is the website address?

The URL is: <https://nww.nhscomparators.nhs.uk/ClinicalComparators/>



The screenshot shows the 'Clinical Comparators - Login' page in Internet Explorer. The browser address bar displays 'https://nww.nhscomparators.nhs.uk/ClinicalComparators/'. The page content includes a stethoscope image, a 'Welcome to Clinical Comparators' section with introductory text, and a 'User login' form with fields for 'USER NAME' and 'PASSWORD', and a 'Login' button. A 'Register new user' link is also present. The footer contains logos for 'The Information Centre' and 'Aintree Health Outcomes Partnership University of Liverpool', along with copyright information for 2008 Clinical Comparators.

Content of the website

This pilot website contains analyses of gastroenterological care across **England** derived from the routine data collected by each hospital about their patients (Hospital Episode Statistics, also used for *Payment by Results*). For an explanation of the data flows refer to 'Hospital Activity Data – A Guide for Clinicians' published by the Royal College of Physicians (<http://hiu.rcplondon.ac.uk/ilab.asp>)

The site describes the adult inpatient work undertaken in your hospital compared to others in England for the year 2006-2007. Later releases will incorporate subsequent data periods.

The current version of the site contains:

- Overall **measures of activity** for medical emergency and elective care and for endoscopic procedures. You can view your Trust data and compare it to local SHA peers and the National picture.
- Pilot **indicators of care**. These include: (a) the **percentage of gastroenterological emergencies discharged under the care of a gastroenterologist** at your Trust (a potential measure of care quality for specific diseases, e.g. inflammatory bowel disease); (b) **Length of stay** for clinically logical groups of GI diagnoses ('Benign Luminal Disease', 'Cancer', 'Hepatology and Benign Pancreaticobiliary')

The screenshot shows the 'Clinical Comparators' website interface. At the top, it indicates the user is logged in and provides a 'Logout' link. The main navigation includes 'Provider View', 'Knowledge Base', and 'My Comparators'. The current selection is for 'North West SHA' and 'Aintree University Hospitals NHS Foundation Trust'. The page title is 'Comparators for Aintree University Hospitals NHS Foundation Trust'. The main content area shows a list of comparators for the year 2006/2007, with tabs for 'Annual', 'Q4', 'Q3', 'Q2', and 'Q1'. The comparators listed include: Medical Admissions, Gastroenterology Emergency Inpatient Workload, Specialists within Gastroenterology, Endoscopic Workload, Percentage of Medical Emergency GI Workload by Clinical Activity Group, Emergency Workload - Percentage of Clinical Activity Group Treated by a Specialist GI Physician, and Emergency Workload - Clinical Activity Groups (with age and length of stay). A 'Report Sets' dropdown is set to 'Gastroenterology'. A legend indicates that this category has sublevels and can be expanded. The footer contains 'Terms & Conditions | Data Privacy | Accessibility | 1.1.3' and '© 2008 Clinical Comparators. All rights reserved.'

Your feedback

The future development of the website will depend on further input from GI specialists. During the pilot phase, clinicians are encouraged to view the data and send **feedback**. The information contained within Hospital Episode Statistics is used already for a variety of purposes but there are known problems with data accuracy and variation in how data might be recorded and interpreted.

The site gives an opportunity to view and comment upon the data coded for your Trust and for you personally. Each page of the site has a 'feedback' button to allow you to send comments. Here are areas where feedback would be particularly helpful:

1) Does your local data have good face validity? If not, why might this be?

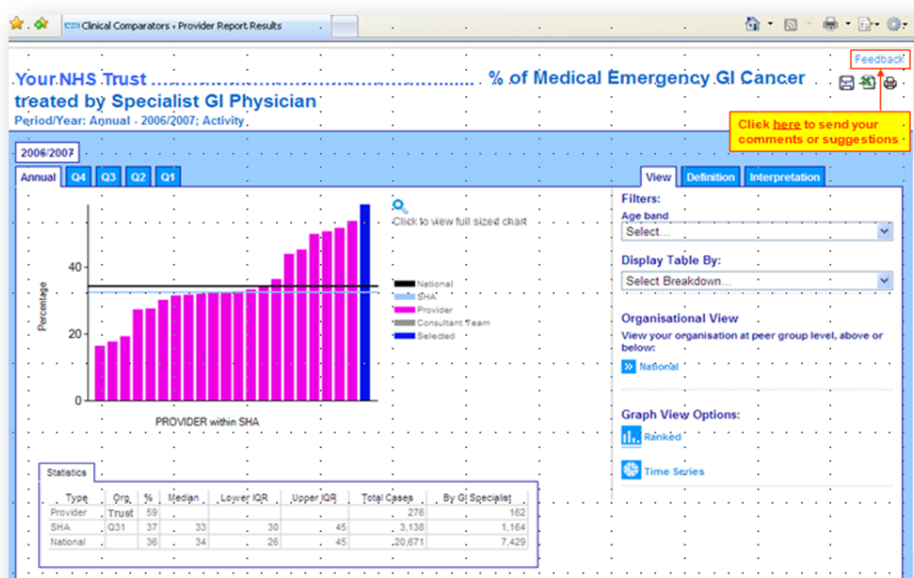
As a starting point, the pilot site deliberately provides simple counts of data – it is vital to get the 'bean counts' right and to identify coding issues.

2) Are the analyses clinically useful? If not, how would you change them?

HES data contain a limited set of diagnostic and procedural information which is coded using the ICD-10 and OPCS-4 coding systems, respectively. Working within these limitations, the goal is to identify specific areas of care where coding practice is uncontroversial and the data are sufficiently reliable for further analysis. By placing some selected 'outcomes' on the website it is hoped that specialists will be able to approve, reject or modify the analyses by providing critical feedback.

3) What additional analyses would you like to see?

The project is open to suggestions on how to make best use of the available data. The aim is to develop a limited set of analyses describing selected aspects of organisation, delivery or outcome of care which are approved by specialists.



Example Screenshots

Opening screen provides a list of menu options

Logged in as: You | Logout

Clinical Comparators

Smaller Font | Reset Font | Larger Font | Contact us | About

Provider View | Knowledge Base | My Comparators

Select: Your Strategic HA > Your NHS Trust > Select CONSULTANT TEAM

Comparators for [Trust]

2006/2007

Annual | Q4 | Q3 | Q2 | Q1

Expand All | Collapse All

- Medical Admissions
- Gastroenterology Emergency Inpatient Workload
- Specialists within Gastroenterology
- Endoscopic Workload
- Percentage of Medical Emergency GI Workload by Clinical Activity Group
- Emergency Workload - Percentage of Clinical Activity Group Treated by a Specialist GI Physician
- Emergency Workload - Clinical Activity Groups (with age and length of stay)

Report Sets: Gastroenterology

Legend: This category has sublevels. Click to expand.

Terms & Conditions | Data Privacy | Accessibility | 1.1.3

© 2008 Clinical Comparators. All rights reserved.

Select from a list of pilot comparators

Pilot analysis of length of stay according to clinical activity groups based on the coded primary diagnosis

Clinical Comparators - Provider Report Results

Provider View | Knowledge Base | My Comparators

Select: Your Strategic HA > Your NHS Trust > Select CONSULTANT TEAM

Reset organisations | Back to comparators

Your NHS Trust

Period/Year: Annual - 2006/2007; Activity

Hepatology and Pancreaticobiliary Disease

2006/2007

Annual | Q4 | Q3 | Q2 | Q1

Select a Clinical Activity Group

View | Definition | Interpretation

Filters: Age band: Select...

Display Table By: Select Breakdown...

Organisational View: View your organisation at peer_group level, above or below: National

Graph View Options: Ranked, Time Series

Click to view full sized chart

Legend: National, SHA, Provider, Consultant Team, Selected

PROVIDER within SNA

The data for your Trust

Type	Org	Mean LOS	Mean Age	% of Total	Cases
Provider	Trust	12	56	13	491
SHA	Q31	12	56	12	6,143
National		12	56	12	34,728

Compare with the National and SHA average