



ARE YOU READY FOR THE NEXT LEVEL?

Interactive live cases, didactic lectures, MDT case discussion & **hands-on training** on day 3, in person and online!



The 8th Kent ENdoscscopy Training course

on Endo-surgical Insight into Colorectal and Oesophageal Submucosal Space
8-10 Oct 2024, East Kent Hospitals University Foundation NHS Trust
Discovery Park, Sandwich, Kent





Welcome

K.EN.T.

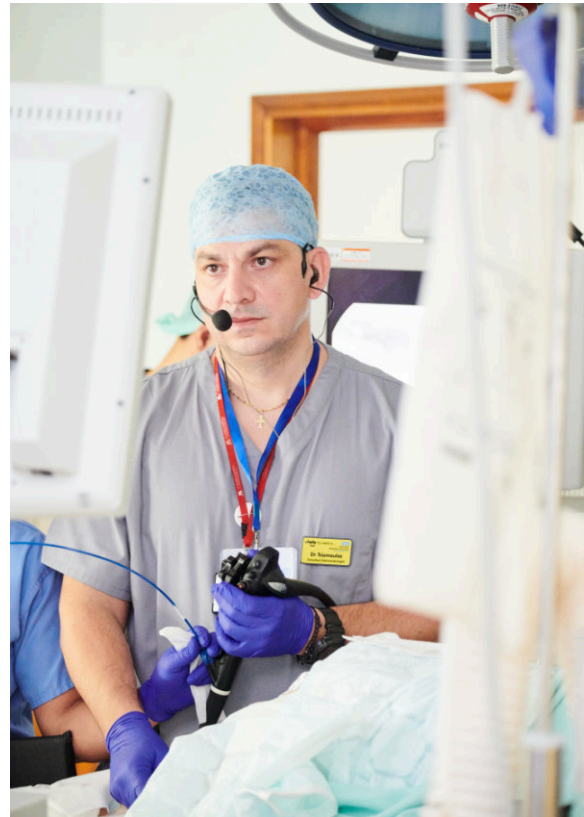


2024

Welcome introduction from the Course Convenor & Director

A warm welcome to the annual K.EN.T Endo-surgical Course 2024 a 3-day course which is taking place in Discovery Park, Sandwich, Kent on the 8th and 10th of October 2024, now in its 8th successful year. The hands-on training day will be held in the academic premises of Discovery Park, Sandwich on the 10th of October 2024.

This course has become an extremely popular and prestigious event amongst our UK gastroenterologists and surgeons, and has gone from strength-to-strength over the last 8 years. It is the only endoscopy-surgical training course dedicated to complex colorectal and oesophageal procedures (EMR, ESD/SSD, SCOPE, POEM, G-POEM, Z-POEM, STER, TAMIS), comprising sections with live lectures, live endoscopy cases and hands-on lab model training.

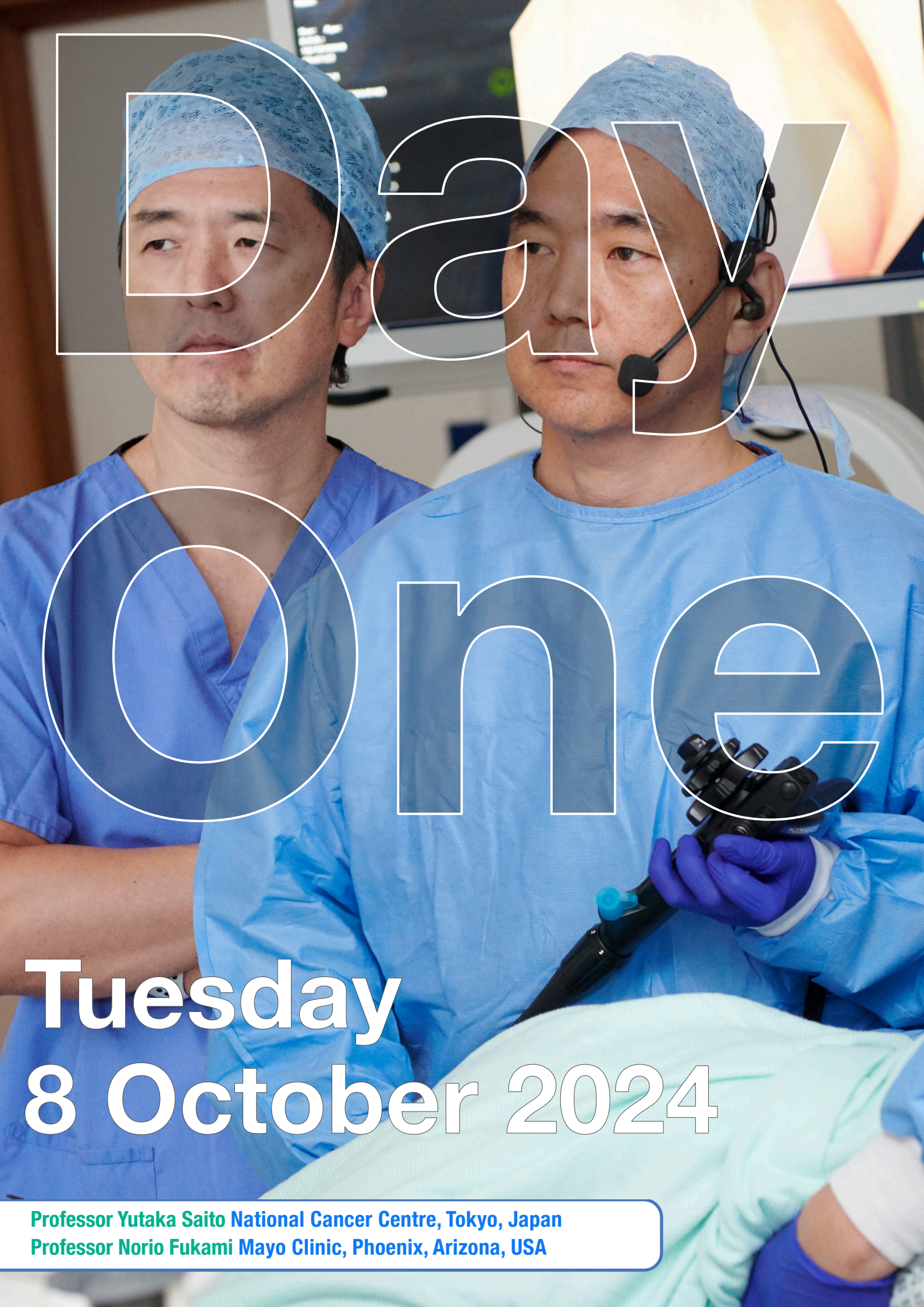


Our international faculty provides experience and insight of real-time endoluminal therapy, offering our worldwide delegates a sound understanding of technique and practice.

The internationally recognised faculty will again join our prestigious well-respected UK national faculty, and we look to surpass all expectations and hence establish a unique National and International training course.

This year, the K.EN.T Endo-surgical Course 2024 will advocate an Immersive-Hybrid event offering two separate platforms for delegates to join: (a) physical attendance/F2F access with a Virtual Reality experience, (b) the remote live streaming platform. This is an innovation in the field of endo-surgery training. Additionally, we will incorporate face-to-face training with hands-on experience on lab models on the 10th of October 2024, the ONLY training course which offers delegates a unique and fascinating experience.

Dr Zacharias Tsiamoulos, Course Convenor & Director



Day

One

Tuesday
8 October 2024

Professor Yutaka Saito National Cancer Centre, Tokyo, Japan
Professor Norio Fukami Mayo Clinic, Phoenix, Arizona, USA

Morning Session, Tuesday, 8 October 2024

08:00 Venue opens: tea, coffee, pastries

08:30 • REGISTRATION AND WELCOME
COURSE CONVENOR ZACHARIAS TSIAMOULOS

08:45 • STATE OF THE ART LECTURE
Horses for courses: selecting the right
colonic resection technique for your
patients

09:15 • LIVE CASE
Colorectal EMR case

09:15 • BREAK-OUT PARALLEL SESSION
Guidelines and Management of upper
and lower GI bleed

10:00 • STATE OF THE ART LECTURE
Optimising EMR – how do I do it

10:00 • VIRTUAL REALITY HEADSET
LIVE CASE
Live ESD Case

10:30 • LIVE CASE
Colorectal S-ESD case

11:00 • STATE OF THE ART LECTURE
Salvage endoscopic techniques
(underwater, hybrid, necrosectomy):
techniques for fibrotic colorectal lesions

11:00 • BREAK-OUT PARALLEL SESSION
Diathermy settings – monopolar and
bipolar devices

11:30 • LIVE CASE
Z-POEM

11:30 • BREAK-OUT PARALLEL SESSION
Optimal colonoscopy, water-assisted and
other accessories

12:00 Coffee break: Promotional videos

12:15 • LIVE CASE
Colorectal underwater EMR case

12:45 • STATE OF THE ART LECTURE
Indications and outcomes for colorectal-
gastric oesophageal Full Thickness
Dissections

12:45 • VIRTUAL REALITY HEADSET
LIVE CASE
Live Bowel Cancer Screening
Colonoscopy: AI

13:15 • LIVE CASE
Colorectal ESD

13:15 • BREAK-OUT PARALLEL SESSION
Use of scope guide and management of
looping during colonoscopy (Olympus
skeleton scope)

13:45 Lunch break: Promotional videos

Afternoon Session, Tuesday, 8 October 2024

14:15 • LIVE CASE

Colorectal recurrent polyp endoresector

14:15 • BREAK-OUT PARALLEL SESSION

Endoscopic haemostasis (thermal and mechanical and topical)

14:45 • STATE OF THE ART LECTURE

Provision of suturing in third space endoscopy: techniques of endoscopic suturing approaches

14:45 • VIRTUAL REALITY HEADSET
LIVE CASE

Live EMR case

15:15 • STATE OF THE ART LECTURE

Endoscopy therapy for colitic patients: myths in clinical practice

15:15 • VIRTUAL REALITY HEADSET
LIVE CASE

Live OGD: emergency bleed

15:45 • LIVE CASE

Colorectal ESD rectal case

16:15 • STATE OF THE ART LECTURE

Colorectal ESD: Japanese guidance for optimal submucosal dissections

17:00 • LIVE CASE

Colorectal S-ESD case

18:15 Close of day: re-cap objectives



Day

Two

Wednesday 9 October 2024

Professor Brian Saunders Professor of Gastroenterology
Wolfson Unit for Endoscopy, St Mark's Hospital, London, UK

Morning Session, Wednesday, 9 October 2024

07:45 Venue opens: tea, coffee, pastries

08:00 • STATE OF THE ART LECTURE

Indications and outcomes for ESD and EMR in gastric and oesophageal lesions & video lecture of oesophageal ESD: tips and tricks

08:30 • LIVE CASE

Barrett's assessment and Endosign case and lecture

09:00 • STATE OF THE ART LECTURE

Role of clips in the management of EMR complications

09:30 • LIVE CASE

Colorectal ESD

10:00 • LIVE CASE

Colorectal ESD

10:30 • STATE OF THE ART LECTURE

Training and mentoring models for submucosal dissections and 3rd space endoscopy; ASGE and ESGE perspective

11:00 • LIVE CASE

POEM case

09:30 • VIRTUAL REALITY HEADSET
LIVE CASE

Live S-ESD case

10:00 • BREAK-OUT PARALLEL SESSION

Indications for small bowel capsule endoscopy – treatment of strictures

10:30 • VIRTUAL REALITY HEADSET
LIVE CASE

Live Bowel Cancer Screening Colonoscopy: AI

11:00 • BREAK-OUT PARALLEL SESSION

Hot snares polypectomies and complex polyp assessment

11:30 Coffee break: Promotional videos

11:45 • LIVE CASE

Oesophageal ESD

12:15 • STATE OF THE ART LECTURE

Trans-anal platforms for submucosal dissections in complex rectal polyps, a robotic perspective

12:45 • LIVE CASE

Colorectal ESD

13:15 • LIVE CASE

TAMIS

12:15 • VIRTUAL REALITY HEADSET
LIVE CASE

Live Bowel Cancer Screening Colonoscopy: AI

12:45 • BREAK-OUT PARALLEL SESSION

Treatment of Esophageal and Colonic strictures and dilatations

13:15 • BREAK-OUT PARALLEL SESSION

Guidelines ERCP tips and tricks

13:45 Lunch break: Promotional videos

14:15 ● LIVE CASE
Gastric ESD

14:15 ● VIRTUAL REALITY HEADSET
LIVE CASE
OGD Chromoendoscopy

14:45 ● LIVE CASE
Colorectal S-ESD

14:45 ● BREAK-OUT PARALLEL SESSION
Cold snare technique – indications and outcomes en bloc and piecemeal

15:15 ● STATE OF THE ART LECTURE
Traction mentality for submucosal dissections

15:15 ● VIRTUAL REALITY HEADSET
LIVE CASE
Live EMR case

15:45 ● LIVE CASE
POEM case

15:45 ● BREAK-OUT PARALLEL SESSION
Barrett's assessment and surveillance guidelines

16:15 ● LIVE CASE
G-POEM case

16:15 ● VIRTUAL REALITY HEADSET
LIVE CASE
Live colonoscopy with Chromoendoscopy for Lynch syndrome

16:45 ● STATE OF THE ART LECTURE
Indications and outcomes for POEM, G-POEM and STER: current update on technology

16:45 ● BREAK-OUT PARALLEL SESSION
Optical imaging in chromoendoscopy techniques

17:15 ● STATE OF THE ART LECTURE
Artificial Intelligence

17:45 ● LIVE CASE
Artificial Intelligence BU HAYEE

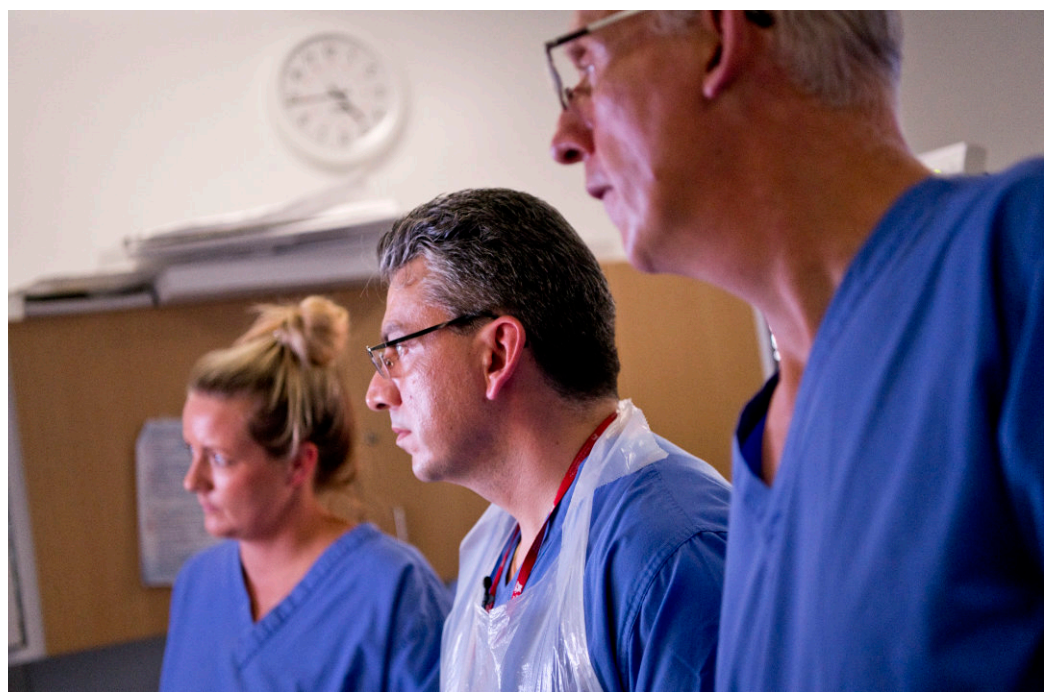
18:00 ● STATE OF THE ART LECTURE
Artificial Intelligence

18:30 ● LIVE CASE
Artificial Intelligence

18:45 ● STATE OF THE ART LECTURE
Innovations in advanced endoscopy field

19:15 Close of day: re-cap objectives







Dr Zacharias Tsiamoulos



Prof. Yutaka Saito



Prof. Norio Fukami



Dr Mohan Ramchandani



Dr Eduardo Albéniz Arbizu



Prof. Brian Saunders



Prof. Pradeep Bhandari



Dr John Anderson



Prof. Alessandro Repici



Dr Aryn Haji



Dr Bu Hayee



Dr Leon Moons



Dr Adrian Barnardo



Prof. Ian Gralnek



Dr Matthew Banks

East Kent Faculty:

Mr Sudhakar Mangam, Colorectal MDM Lead QEJM
Dr Kate Hills, Consultant in Gastroenterology, Lead for Bowel Cancer Screening EKHUFT
Dr Soad Elkady, Associate Specialist in Gastroenterology, EKHUFT
Dr Nipin Bagla, Consultant Pathologist
Dr Rizwat Basit, Consultant in Radiology
Dr Muneer Abbas, ST6 Registrar
Mr Shady Zeidan, Consultant in Surgery, WHH

Programme co-directors: East Kent Hospitals (EKUHFT)

Mr Joseph Sebastian, Consultant in Colorectal Surgery and Surgical Endoscopy Lead, Colorectal MDM Lead EKHUFT
Dr Adrian Barnardo, Consultant Gastroenterologist, Lead for the Endoscopy Academy, Maidstone, NHS Trust, Kent
Dr Matthew Banks, University College Hospitals, London

Course convenor

Dr Zacharias Tsiamoulos, Consultant in Gastroenterology and Specialist in GI Endoscopy, Endoscopy Clinical Lead Trust wide

International faculty

National Cancer Centre, Tokyo, Japan

Prof. Yutaka Saito, Professor of Gastroenterology
Dr Seiichiro Abe, Consultant in Gastroenterology

St Mark's Hospital, London, UK

Prof. Brian Saunders, Professor of Gastroenterology
Dr Noriko Suzuki, Consultant Endoscopist

Mayo Clinic, Phoenix, Arizona, USA

Prof. Norio Fukami, Professor of Gastroenterology

Asian Institute of Gastroenterology, AIG, Hyderabad, India

Dr Mohan Ramchandani, Consultant in Gastroenterology
Dr Rakesh Kalapala, Consultant Gastroenterologist, Hepatologist

Portsmouth Hospital NHS Trust, UK

Professor Pradeep Bhandari, Professor of Gastroenterology

King's College Hospital, London, UK

Mr Aryn Haji, Consultant in Colorectal and Laparoscopic Surgery
Dr Bu Hayee, Reader in Gastroenterology

University Medical Center Utrecht, Netherlands

Dr Leon Moons, Consultant Gastroenterologist and Hepatologist

Westmead Hospital and University of Sydney, Australia

Prof. Michael Bourke, Director of Gastrointestinal Endoscopy

The Maria Sklodowska-Curie Memorial Cancer Center and Institute of Oncology, Poland

Dr Michal Kaminski, Head of Department of Cancer Prevention and Head
St John of God Hospital, Regensburg, Germany

Dr Oliver Pech, Head of Gastroenterology and interventional Endoscopy

CHU Limoges, Limoges, France

Prof. Jérémie Jacques, Co-Director of the Endoscopy Unit

Global Hospital and Breach Candy Hospital in Mumbai, India

Dr Amit Maydeo, Chairman of the Baldota Institute of Digestive Sciences and Senior Consultant in Gastroenterology

Cleveland Clinic, London, UK

Dr Rehan Haidry, Consultant Gastroenterologist, Clinical Lead

UZ Leuven, Belgium

Prof. Raf Bisschops, Head of Endoscopy

University College Hospitals, London, UK

Dr Matthew Banks, Consultant in Gastroenterology

Dr Roser Vega, Consultant in Gastroenterology

Dr Omer Ahmad, Consultant in Gastroenterology

North Tees Hospitals, Stockton on Tees, UK

Dr Iosif Beintaris, Consultant in Gastroenterology

Royal Free Hospital, London, UK

Dr Edward Despott, Clinical Lead of Endoscopy

Portsmouth Hospitals NHS Trust, UK

Prof. Jim Khan, Consultant Colorectal & Robotic Surgeon, Clinical Lead

Leeds Teaching Hospitals NHS Trust, UK, Calderdale and

Huddersfield NHS Foundation Trust, UK

Dr Noor Mohamed, Consultant Gastroenterologist

Complejo Hospitalario de Navarra, Navarrabiomed Research Center, Pamplona, Spain

Dr Eduardo Albéniz Arbizu, Consultant in Gastroenterology

Humanitas Research Hospital, Molinette Hospital, Turin, Italy

Professor Alessandro Repici, Director of Endoscopy Unit

Department of Gastroenterology, Cheltenham General Hospital,

Gloucestershire Hospitals NHS Foundation Trust, UK

Dr John Anderson, Consultant Gastroenterologist

Nottingham University Hospitals NHS Trust, UK

Dr Adolfo Parra Blanco, Consultant Gastroenterologist

Istituto Clinico Humanitas IRCCS, Humanitas, Milan, Italy

Dr Roberta Masselli, Consultant in Gastroenterology

Baylor St Lukes Medical Center, Houston, Texas, USA

Professor Mohamed O. Othman, Chief of Gastroenterology Section

Brigham and Women's Hospital, Boston MA, USA

Dr Christopher C. Thompson, Professor of Gastroenterology

Maidstone & Tunbridge Wells NHS Trust

Dr Adrian Barnardo, Consultant Gastroenterologist

Technion Israel Institute of Technology, Israel

Prof. Ian Gralnek, Associate Professor



Dr Roser Vega



Dr Noor Mohammed



Dr Seiichiro Abe



Dr Omer Ahmad



Dr Iosif Beintaris



Dr Matthew Banks



Dr Edward Despott



Dr Noriko Suzuki



Prof. Michael Bourke



Dr Adolfo Parra Blanco



Dr Michal Kaminski



Dr Oliver Pech



Dr Jérémie Jacques



Prof. Raf Bisschops



Dr Amit Maydeo



Dr Mohamed O. Othman



Dr Christopher C. Thompson



Dr Rakesh Kalapala



Prof. Roberta Maselli



Dr Rehan Haidry



Prof. Jim Khan

Complex polyp team (EKUHFT): Dr Soad Elkady, Dr Polychronis Gatopoulos, Mr James Spinner, Mrs Simona Gamble, Dr Muneer Abbas
Audio-visual and technical team: Stephen Preston, SaySo Medical



The Discovery Park, Sandwich, Kent

Live endo-surgical cases taught by national and international experts!

- Delegates will be engaged with and meet national and international experts
- Formative lectures delivered by experts in their field
- 16 CPD points and certificates will be available for those attending the course
- Interactive sessions advocated between endoscopists and surgeons on advanced techniques
- The course offers delegates exposure to our new Trust complex polyp service and pathways
- Fellowship in advanced endoscopy application offered to delegates

email: melanie.peck1@nhs.net
address: Discovery Park, Innovation House, Sandwich
Kent CT13 9FF
phone: +44 (0)7793 459621

Dr Zacharias Tsiamoulos
Course Convenor

